


DUSTMASTER™

PUGMILL MIXERS



WATER ENTRY



PADDLE ARRANGEMENT

Thorough mixing is obtained by independently driven shafts in an economically designed system. Each shaft is driven by a separate motor, v-belt, and gear reducer arrangement allowing sequential starting. Solid steel shafts are enclosed by square tubes to provide a strong base for mounting paddle shank weldments. Bolt-on paddle tips are made of high-chrome cast steel for excellent abrasion resistance.

Design capabilities from a mixer to complete systems for dry or wet continuous mix of all types of materials.

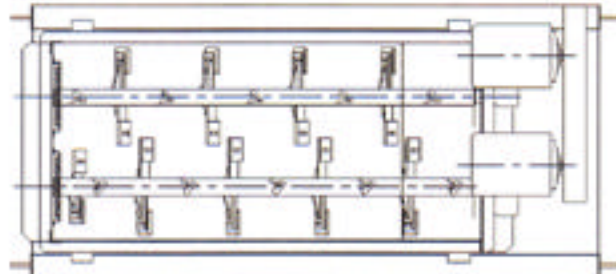


CUSTOM SYSTEMS

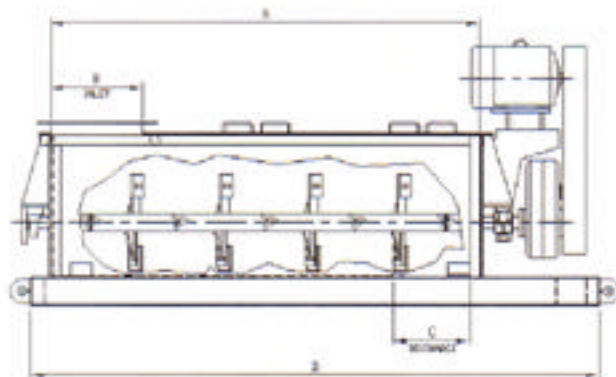
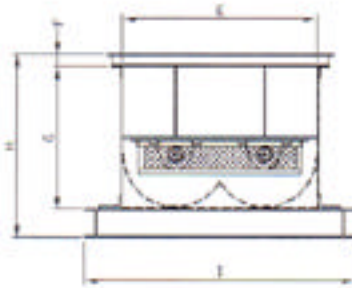
INFORMATION AND DIMENSION CHART

MODEL	CAPACITY	A	B	C	D	E	F	G	H	I	MOTORS
50-P	50 TPH	109"	36"	24"	149"	41"	4"	34"	46"	61"	(2) 10 HP
125-P	125 TPH	142"	36"	24"	184"	44"	4"	43"	55"	64"	(2) 20 HP
250-P	250 TPH	152"	36"	24"	200"	50"	4"	45"	57"	70"	(2) 25 HP
400-P	400 TPH	164"	36"	24"	215"	58"	4"	48"	60"	78"	(2) 30 HP

ALL DIMENSIONS SHOWN ARE APPROXIMATE AND SUBJECT TO CHANGE



COVER REMOVED IN THIS VIEW



Call Today

As Always,

We also offer our time proven

DustMASTER Batch Type Mixing Systems.

For more information, contact us today

and ask about our *FREE* DustMASTER

video, samples of different test results,

and/or user reports on DustMASTER

systems in various industries.

DUSTMASTER™

Enviro Systems

A Division of Mixer Systems, Inc.

190 Simmons Avenue

P.O. Box 10

Pewaukee, WI 53072

262-691-3100 phone

800-75-MIXER (800-756-4937) toll free
phone

262-691-3184 fax

Website: www.dustmaster.com

E-mail: info@dustmaster.com